

ACCURATE THERMAL SYSTEMS HEPA AIR FILTRATION UNIT

MODEL DCS2500 AIR FILTRATION SYSTEM

APPLICATIONS

Filtering of exhaust air from Fluidized Bath tool cleaning and other extrusion operations

Remove smoke, fumes, VOC's and other fine particulate

BENEFITS

Common filter sizes that can be easily replaced by side access panels

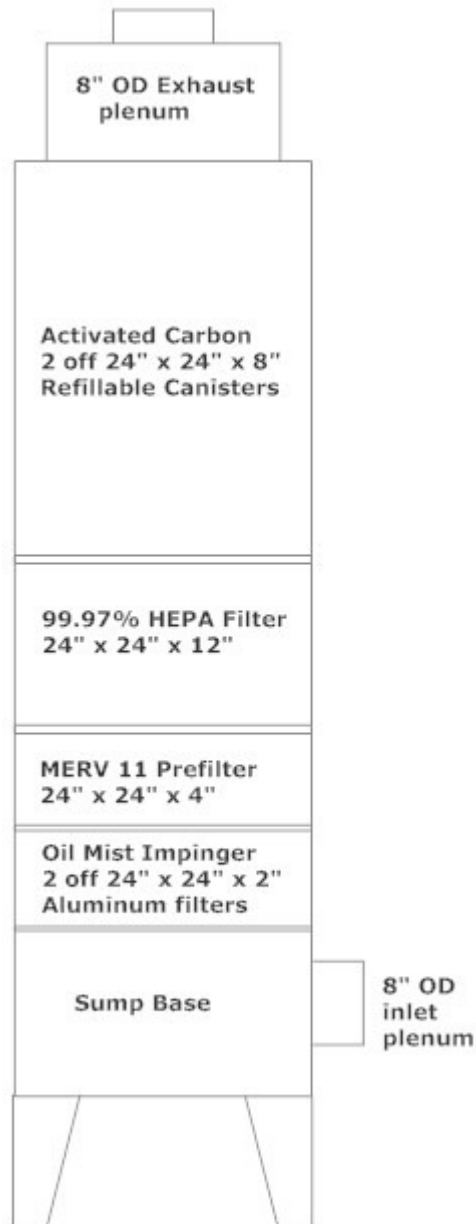
Oil mist impinger filters can be washed out for reuse

Sump base has a drain for collection of any oil

Available in vertical or horizontal configuration

Includes a mini-helic gauge to display filter back pressure

Designed and manufactured in USA



- Captures oil mist, smoke and fumes
- Easy access panels for filter replacement
- Powder coat painted for long life
- Common filter sizes that can be purchased from many sources
- Large 8" diameter inlet and outlet for best air flow
- Use an exhaust blower capable of 850 to 1000 cfm of flow for best results

The DCS2500 has been designed for use by Plastic Extrusion and Injection Molding companies to remove fine particulate, smoke and fumes from the exhaust stream of plant operations including tool cleaning in Fluidized Temperature Baths. The DCS2500 does not require any power, natural gas or continuous water supply to operate. Contact us for technical details and drawings on how to connect and plumb up the system.



MODEL DCS2500

FEATURES AND SPECIFICATIONS

WHAT'S INCLUDED

- Powder coat painted cabinet and filters in each section.
- 8" OD inlet and outlet plenums
- Mini helic gauge to show filter back pressure
- Instruction manual

WHAT DO I NEED TO RUN THE SYSTEM

- 750 to 1000 CFM blower that is placed on the outlet side of the system drawing exhaust air into the filters.
- At least 9 feet of vertical or horizontal space to install the system

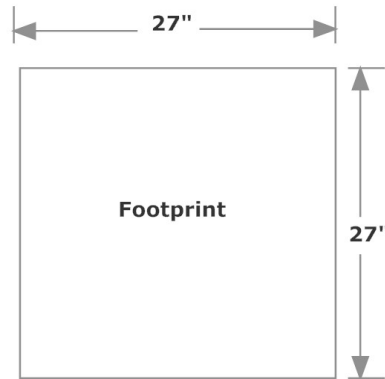
SERVICES AVAILABLE

- Technical support
- Application support
- Maintenance

V5 917

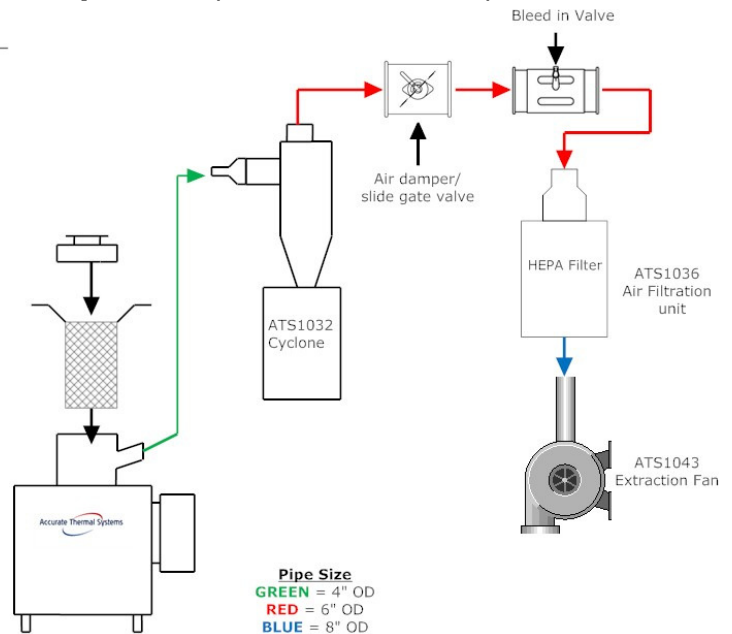


4104 Sylon Blvd
Hainesport, NJ 08036 USA
Ph: 609-326-3190
Fax: 609-479-5124
Email: sales@accuthermal.com
Website: www.accuthermal.com



The DCS2500 has a relatively small footprint as shown but is 108" long. In the horizontal configuration it can be mounted to a wall and in the vertical configuration it can be free standing. It is ordered in either configuration that best suits your space and layout considerations. Three feet of clearance is needed on the inlet side of the system to open the filter access panels.

Shown here is a typical system layout and plumbing for a Fluidized Temperature Bath system. Other plant operations where it is desirable to have exhaust air filtered can also be tied into the system.



Specifications & Ordering info

	DCS2500
Overall System footprint	27"W x 27"D x 108"H
Extraction blower air flow required	750 to 1000 CFM
Maximum air inlet temperature	160°F / 70°C
Shipping weight	800 lbs
Filter Details	
Oil mist impinger (2 required)	Aluminum mesh, 24" x 24" x 2"
Prefilter (1 required)	Merv 11, 24" x 24" x 4"
HEPA filter (1 required)	99.97%, 24" x 24" x 12"
Activated carbon canister (2 off)	24" x 24" x 8" (each canister contains 45 lbs of granular carbon that can be refilled)
Order code – Horizontal Configuration	ATS1036-HOR
Order code – Vertical Configuration	ATS1036-VERT